

Warewashing
Undercounter dishwasher (L), touch control,
single skin with pressure boiler, rinse aid+
detergent pumps, drain pump, tank filters,
max 65 r/h, 1 phase, UK plug

ITEM # _____

MODEL # _____

NAME # _____

SIS # _____

AIA # _____



400309 (ZTUCL1P2X)

Undercounter dishwasher (L), touch control, single skin with pressure boiler, rinse aid+ detergent pumps, drain pump, tank filters, max. 65 r/h, 1 phase, UK plug

Short Form Specification

Item No.

Zanussi Professional Undercounter dishwasher hot sanitation type, suitable for 500*500mm racks. Washing performance is ensured by a powerful wash pump, large capacity wash tank, upper and lower integrated washing & rinsing revolving spray arms in composite material. Rinse temperature and pressure guaranteed by built-in pressure boiler and interlocked valves control system. Uses from 2.1 to 2.4 liters of clean water at final rinse. Two pre-settled automatic cycles for different types of wares, configurable on-site. The machine is supplied with removable tank filters. Double skin insulated door. 304 AISI stainless steel construction to include internal tank and boiler, door and external panels. Electronic control with color coded user interface Touch Button type and LED info icons. Automatic self-cleaning cycle runs after the machine is switched-off. The unit includes drain pump, detergent and rinse aid dispenser peristaltic pumps. Electrical characteristics to be 230 volts one phase 50Hz operation, equipped with electric cable and UK plug. The machine is supplied with embedded connectivity Wi-Fi module and Bluetooth APP.

Main Features

- Max. theoretical washing capacity in ideal condition of 65 racks or 1170 dishes per hour, with fast cycle available on APP (from January 2025).
- Washing capacity of 40 baskets per hour.
- State-of-the-art electronic controls with built-in programming, self-diagnostics for serviceability and automatic interior self-cleaning cycle.
- Fully automatic self-cleaning cycle avoids the risk of bacteria proliferation.
- The pump filter inside the tank protects the washing pump by soil penetration with its extended surface, keeping the washing water clean.
- The single piece upper & lower arms clip-on type, interchangeable, easy to remove & reinstall. The combined washing & rinsing spraying system guarantees extended water coverage inside the chamber for excellent washing performance.
- Built-in pressure boiler sized to raise incoming 55-65 °C water to guarantee the right rinsing temperature for sanitizing rinse. No external booster is required.
- Calculation by energy consumption during product usage, EFCEM profile (36 cycles/day*300 days/year), considering a mix of energy sources as by calibrated EU database updated values [kgCO₂eq /KWh] - Source: IEA 2020 released in 2023 - The EIA Emissions Factors are specified for Electricity & Heat CO₂ and include CH₄ and N₂O factors, according to IEA for 2021 also. Comparison made between Z-Active 100 with MyEco cycle and the previous Zanussi Professional Undercounter range with 3lt water consumption/cycle.
- Unique temperature interlock guarantees required temperatures in both the wash and final rinse in case of emergency cold water feeding.
- An effective rinse system uses only 2.1/2.4 liters of clean hot water per basket for lower running costs.
- Washing system endowed with rotating integrated washing & rinsing arms in composite material, high powered wash pump and large capacity boiler for professional washing.
- Smooth opening for easy loading.
- Touch button user interface provides useful information using different colors reflecting appliance status; and LED icons.
- App allows on-site customization of the washing cycles, as well as adjusting chemicals dosage. It provides on-time feedback of the appliance and alarm info.
- 4 second (variable) pause after washing and before rinsing ensures that no drops of unclean water will fall on the clean items at the end of the rinsing cycle.
- Built-in rinse aid and detergent dispenser with automatic initial and continuous cycle loading for perfect result while minimizing service and maintenance needs.
- Simple service from the front for technical purpose, by top for electronic boards; by lower panel for main components.
- IPx4 water protection.
- Three phase or single phase electrical connection, convertible on-site.

Construction

- Incorporated drain pump to control water level in wash tank draining.
- Unit to feature smooth surfaces to facilitate cleaning.
- Front and side panels, door and wash tank made in heavy

APPROVAL: _____

duty anti-corrosive AISI 304 stainless steel.

- 304 stainless steel boiler with higher welding protection to increase resistance to corrosion.
- The boiler drain facilitates the evacuation of stagnant water after long periods of inactivity to ensure a higher level of hygiene.
- Large wash tank with round corners and no pipes to avoid dirt built-up.
- Element protection from dry fire and low water.
- Double skin insulated door.
- Light & thicker moulded tank filters in composite material prolong the cleanliness of the water, collecting the major part of the soil; that can be easily removed during operations.
- Completely closed on the back by a cover plate.
- PVC water supply hose with metal connections resistant to high water pressure.
- Unit to feature rinse aid and detergent dispenser pumps.

Sustainability

- Simple operation through the user-friendly interface, and ergonomic design ensures minimal stress on the user. Colored touchpoints on removable components ensure fast cleaning operations.
- Water consumption 2.1 lt/rack with MyEco cycle.
- Average energy consumption 260watt/cycle with MyEco Cycle.
- Washing cycles and chemicals setup adjustable by App.
- The cardboard packaging on pallet is fully recyclable. The cardboard is made of 70% recycled material, and FSC*-certified paper, printed with eco-friendly water-based ink; to ensure complete sustainability and environmental responsibility. (* Forest Stewardship Council which is the world's leading organization for sustainable forestry-uses).
- Product lifecycle extension thanks to easy access for service technician, dedicated diagnostic support and troubleshooting procedure and availability of spare parts for at least 10 years.

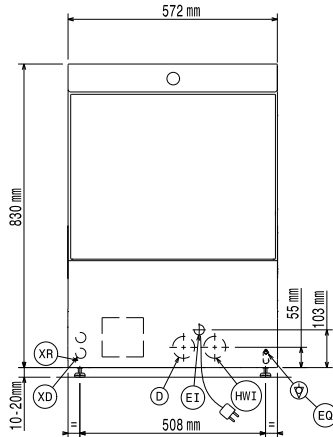
Included Accessories

- 1 of Yellow cutlery container PNC 864242
- 1 of Basket for cups and coffee cups (24-48 pcs) - blue PNC 867007

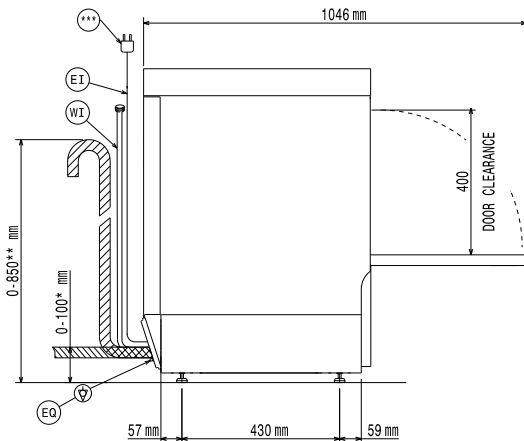
Optional Accessories

- External automatic water softener - 8 lt PNC 860413
- Stand for undercounter dishwasher PNC 860418
- External detergent level probe kit PNC 864004
- Filter for partial demineralization PNC 864017
- Kit to measure total/partial water hardness PNC 864050
- Rinse booster pump kit for single tank pressure dishwasher PNC 864051
- Yellow cutlery container PNC 864242
- Filter for total demineralization PNC 864367
- Half size basket universal PNC 864527
- Half size basket for plates PNC 864528
- Half size basket for glasses PNC 864529
- Set of 4 yellow cutlery containers PNC 865574
- Basket for 18 dinner plates or 27 side plates (max. diam. 240 mm) PNC 867002
- Basket for cups and coffee cups (24-48 pcs) - blue PNC 867007
- Cover grid for small/light items in rack PNC 867016
- Basket for 16 glasses max. height: 70 mm - blue PNC 867023

Front



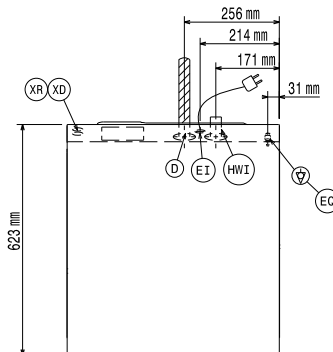
Side



* Without drain pump
** With drain pump
***Plug only for Single Phase Machine

- D = Drain
- EI = Electrical inlet (power)
- EO = Electrical Outlet
- HWI = Hot water inlet
- XD = Detergent connection
- XR = Rinse aid connection

Top



Electric

Supply voltage:	220-240 V/1 ph/50 Hz
400309 (ZTUCL1P2X)	
Default Installed Power:	2 kW
Boiler heating elements:	1,5 kW
Tank heating elements:	2 kW
Wash pump size:	0.736 kW

Water:

Pressure, bar min/max:	2-5 bar
Water supply temperature*:	55-65 °C
Drain line size:	20.5mm
Inlet Water supply pressure:	29 - 73 psi (2 - 5 bar)
Washing tank capacity (lt):	22
Water consumption per cycle (lt):	2.4
Boiler Capacity (lt):	5,8

Key Information:

Baskets per hour (cycle 1/MyEco/Fast*):	36 / 30 / 65
Working cycles time (sec.):	100 / 120 / 55
Dishes per hour:	648 / 540 / 1170
Wash temperature:	55-65°C
Cell dimensions - width:	520 mm
Cell dimensions - depth:	540 mm
Cell dimensions - height:	400 mm
Rinse temperature:	60-85 °C
External dimensions, Width:	572 mm
External dimensions, Depth:	623 mm
External dimensions, Height:	830 mm
Packaging size (WxDxH):	740x670x1020 mm

Sustainability

Noise level: <70 dBA